

# Dermapenworld™

## Synergy of Solutions Protocols

### HYPOPIGMENTATION & VITILIGO

### MEDICAL PRACTITIONERS

#### Q: What does SOS or Synergy of Solutions mean?

**A:** DermapenWorld products are unique in the way they all work together to get outstanding results. We've removed all guesswork with 10 years of rigorous testing—and more testing. All our products and technology work in total synergy with each other and your patient's skin. The results speak for themselves.

#### Q: What is a Dermapen Treatment™ ?

**A:** Dermapen Treatment is the overarching term for the period in which a specific skin concern is targeted with a series of professional Dermapen microneedling procedures. Your patient is required to support your efforts with a prescribed at-home skincare routine for optimal results.

#### Q: Why Protocols Matter

**A:** Your patients come to you looking for the very best results for their skin. Feel confident by following tried and tested Protocols developed in collaboration with leading industry experts—including renowned dermatologists and plastic surgeons.

Our Protocols have resulted in millions of successful Dermapen Treatment outcomes and unsurpassed patient satisfaction.

DermapenWorld™ or its representatives hold no responsibility for procedural outcomes. These protocols have been supplied for training purposes, these programmes are not designed to cure disease. Individual results may vary. To be used only as directed. Dp Dermaceuticals™ and various permutations of this name, are all trademarks of Equipmed™. Due to rapid advances in sciences, we recommend that independent verification of skin conditions and procedural recommendations be received by the viewer. Changing of these official protocols without written permission will be deemed a committed offence and contractually not permitted. Image credit is required. For more information on Dp Dermaceuticals described in these protocols see

"The Rewritten Skin Journey"

Copyright 2020. DermapenWorld.com

## DERMAPEN TREATMENT™

### VISIBLE IMPROVEMENT RESULTS FOR: VITILIGO



Image Courtesy of Dr Hasan El-Fakahany



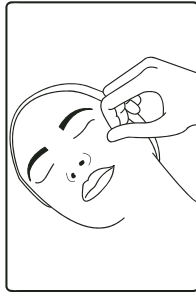
Image Courtesy of Dr Hasan El-Fakahany

\* Images of vitiligo with anti-mitotic combination therapy: Assoc. Prof. Hasan El-Fakahany, University El-Minya, Egypt.  
Image 1 Ankle - 2 Tx. 2 Hands - 2 Tx. 3 Elbow - 1 Tx.

## STEP BY STEP OVERVIEW > VITILIGO



**1. Cleanse using TRI-PHASE CLEANSER or CLINIPREP for body**



**2. Diagnose and document inc. photography**



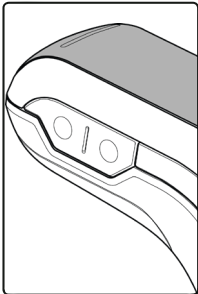
**3. TLA/anaesthetic or CBD ELIXIR\*\*follow instructions, remove**



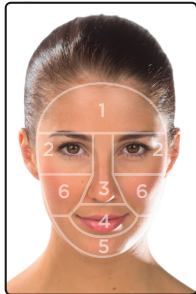
**4. Set up sterile procedure inc. DpSleeve, ACM Kit**



**5. Disinfect skin with CLINIPREP**



**6. Set up device**  
Select speed, depth, see USERS manual




**7. Visually section area**  
apply Meso-Glide and treat 1 area at a time \*



**8. Apply MESO-GLIDE**  
MG-R.A.S. # or HYLEA ACTIVE



**9. Proceed with Dermapen**  
as per directions



**10. TX Directions**  
vertical, horizontal, diagonal right, left. See USERS manual



**11. Apply anti-mitotic (or appropriate) drug combination therapy.**



**12. DO NOT APPLY SPF on the hypopigmented lesions**

**IMAGES USED AS ILLUSTRATION ONLY, VITILIGO CAN APPEAR ON ANY AREA OF THE BODY, IE. NECK, LEGS, BACK, HANDS.**

# Can be used stand alone or mixed at ratio 1:1 with MG-HA35 or MG-HA35+


\* More detailed instructions available in the Advanced Skin Innovations by Dermapen User's Manual, and from Dermapenworld.com/prozone

\*\* DermapenWorld generally does not use topical local anaesthetic (TLA) due to the comfort of Dermapen 4, its soothing protocols and clinical benefits. If TLA is required, follow the manufacturer's instructions. Results may vary. DermapenWorld and its representatives take no responsibility for treatment outcomes. Information contained in this document is advisory. For more information contact us at [www.dermapenworld.com](http://www.dermapenworld.com) or refer to an Authorised DermapenWorld Distributor. The following statements on patient comfort, use of TLA, SSS, or CBD are purely educational and experimental. These statements have not been evaluated by the FDA or clinical studies at time of print. These recommendations are not intended to treat, cure, prevent or diagnose any disease.

## PROTOCOLS > HYPOPIGMENTATION/ VITILIGO



Images courtesy of: Assoc. Prof. Hasan El-Fakahany, University El-Minya, Egypt.  
 1. Vitiligo - 3 Tx. 2. Hypopigmented burn contracture - 2 Tx.

<b>INDICATION:</b>	The damage or destruction of melanocytes resulting in hypopigmentation.
<b>OBSERVATIONS:</b>	Uneven skin tone, dyschromia, hypopigmented lesions.
<b>EFFECTIVE FOR:</b>	<p><b>Which forms of HYPOPIGMENTATION are DERMAPEN TREATMENTS effective for:</b></p> <ul style="list-style-type: none"> <li>• Dyschromia / uneven skin tone</li> <li>• Guttate hypomelanosis</li> <li>• Pigmented poikiloderma</li> <li>• Post-Inflammatory hypopigmentation</li> </ul> <p>As drug combination therapies may be required, only a medical practitioner may treat chemical leukoderma and vitiligo.</p>
<p><b>TREATMENT MESO-GLIDE:</b></p> 	<p><b>Dp Dermaceuticals™ Meso-Glide Treatment Recommendation: MG-R.A.S.</b></p> <p>A melanocyte facilitator that supports normalised and regulated production of melanin.</p> <p><b>Performance Ingredients:</b></p> <ul style="list-style-type: none"> <li>• Retinaldehyde - a potent retinoid which promotes improved cellular regulation and quality</li> <li>• Copper Peptides - Activate free radical scavenging</li> <li>• Darutoside (extract from sigesbeckia orientalis) and Centella Asiatica - potent anti-inflammatories which support wound healing</li> <li>• Contains HylaFuse - 3 molecular weight hyaluronic acid; clinically proven to be absorbed 150% more effectively than other forms of hyaluronic acid</li> </ul> <p>Other performance ingredients: Vitamin E, Centella Asiatica Extract.</p>

## DERMAPEN™ TREATMENT PROTOCOLS > VITILIGO

**Tx Procedure Guide** (This is a guide only. Tx Endpoint is the most important guide):

REGION	NEEDLE DEPTH SUPERFICIAL / EPIDERMAL (marginal and diffuse techniques) Inflammatory Response; red skin, no blood. AVERAGE DEPTH GUIDE*	NEEDLE DEPTH DERMAL (perifollicular technique) Pinpoint Blood AVERAGE DEPTH GUIDE*
Face	0.3mm-0.5mm	0.5mm-1.0mm
Body	0.5mm-1.0mm	1.0mm-1.5mm

TX PROTOCOL OVERVIEW	
<b>TX ENDPOINT:</b>	Red skin (stratum basal).  Perifollicular technique (pinpoint blood, papillary dermis) is only for advanced cases and practitioners.
<b>TX INTERVALS:</b>	2-4 weeks.
<b>TX COURSE:</b>	4-6 treatments or until desired results are achieved. Maintenance procedures may be performed as necessary.
<b>TX PROCEDURAL REQUIREMENTS:</b>	Dp Dermaceuticals MG-R.A.S.
<b>TX PROCEDURAL UPGRADE:</b>	Topical Post Op: Topical anti-mitotic (Fluorouracil / 5-Fu) or similar.
<b>PATIENT PROTOCOL:</b>	Pre/Post op and ongoing maintenance Dp Dermaceuticals.™  Dp Dermaceuticals may be safely used as patient homecare for all types of hypopigmentation.  Patient compliance to homecare recommendations during the period of the "Dermapen Treatment" is recommended for optimal results.

### Other Considerations:

As drug combination therapies may be required, only a medical practitioner may treat chemical leukoderma and vitiligo.

Treatment for Vitiligo is most successful on Acral Vitiligo that has been stabilised for at least 6 months. Perifollicular migration utilises deeper needle depths to stimulate Melanin Stem Cells (MSC) located in the follicle Niche. Marginal and Diffuse migration requires more superficial needle depths to stimulate melanocytes existing in surrounding borders and patches. The pathogenesis of Vitiligo remains unknown; however a combination of auto-immune, genetic, viral, neural and oxidative stress are hypothesised as potential triggers. The post-operative, topical infusion of Fluorouracil (5-Fu) can stimulate melanin production when performed by a medical practitioner.

Hypopigmented conditions such as chemical leukoderma and vitiligo may be persistent and may be reoccurring. A maintenance program will be required as needed.

## PROTOCOLS > DERMAPEN TREATMENT > VITILIGO

### PREPARATION: CLEANSE, EXFOLIATE, CALM, DISINFECT



For facial treatment, apply an almond-sized amount of TRI-PHASE CLEANSER to dry skin. Massage gently with light circular motions until the balm transforms into a gel. Add water to activate the milk phase, remove with damp cotton wipes or gauze. Pat dry.

Eye and lip make-up may be safely removed with TRI-PHASE CLEANSER.

For body treatments, disinfect treatment area with Dp Dermaceuticals CLINIPREP using gauze.

For further exfoliation and to allow enhanced penetration of actives during the Dermapen Treatment, follow with MICRO DERM EXFOLIANT.

Disinfect treatment area with Dp Dermaceuticals CLINIPREP using gauze to ensure all cleanser, exfoliant or topical anaesthetic cream\* (if using) is removed.

Follow by lightly spritzing the entire treatment area before proceeding with the Dermapen Treatment.

### DURING TREATMENT & TREATMENT SPECIFICATIONS



#### Meso-Glide Application Recommendations:

Dispense MG-R.A.S. Meso-Glide on to an ACM Sterile Basic Dressing Kit tray or draw up with a 5ml luer lock syringe. Apply the Meso-Glide to one treatment area at a time to avoid absorption or evaporation.

Based on the patient's skin condition, symptoms and skin density, select an appropriate needle depth (this may change for each treatment area) and dial the pen to the top speed.

Proceed to the next treatment area as each region is completed.

Meso-Glide Product recommendations:

**Option 1** - Dp Dermaceuticals MG-R.A.S.\* - Individual sterile vials.  
(\*can be used as a stand-alone MG or mix 1:1 with MG-HA35 or mix with MG-HA35+.)

**Option 2** - mix 1:1 Dp Dermaceuticals Hyla Active and Retinal Active as a treatment medium.

Combination Therapy: Topical anti-mitotic drug such as Fluorouracil / 5-Fu or similar.

#### Visual End Point:

No blood, red skin (stratum spinosum / basal) for epidermal hypopigmentation.  
Pinpoint blood, red skin (papillary dermis) for perifollicular technique only.

#### Treatment Frequency:

Every 2-4 weeks, 4-6 treatments or until desired results are achieved.

## PROTOCOLS > DERMAPEN TREATMENT > VITILIGO

### OPTIONAL DRUG THERAPY

As drug combination therapies may be required, only a medical practitioner may treat chemical leukoderma and vitiligo.

Dermapen work in two ways to reverse the destruction or absence of functional melanocytes:

1. Activation and stimulation of existing melanocytes from surrounding skin and hair follicle. This is commonly referred to as melanocyte migration.
2. Enhancing the infusion of active drugs into the skin to activate destroyed or damaged melanocytes.

**Topical Post Op:** Topical anti-mitotic (Fluorouracil / 5-Fu) may be applied to the affected areas directly post Dermapen Treatment.

**X** Do not needle Fluorouracil topical cream into the skin, apply only as part of post-operative procedure.

### POST TREATMENT

#### Post-Treatment Lesion Area:

Leave the Fluorouracil on for at least 8 hours.

Follow by applying \*HYLA ACTIVE followed by RETINAL ACTIVE after this time.





**X** Do not apply VITAMIN RICH REPAIR, COVER RECOVER or SSSCAR onto hypopigmented lesions. Suggest to replace VITAMIN RICH REPAIR post treatment with RETINAL ACTIVE.

\*COVER RECOVER is a broadspectrum spf 30, we need some UV rays to stimulate the melanocytes, similarly to narrow band UVB therapy used by Dermatologists. Avoid wearing COVER RECOVER on hypopigmented lesions only, apply as normal to uneffected areas.

\*VITAMIN RICH REPAIR contains some tyrosinase inhibiting herbs and whilst these can also be found in the RETINAL ACTIVE, however the RETINAL ACTIVE contains a significantly higher amount of medical grade vitamin A as opposed to the esters. This essentially can override and balance due to its modulating qualities.

● = NON NEGOTIABLES FOR THIS CONDITION




## PRESCRIPTION > PATIENT HOMECARE > VITILIGO

<p><b>STEP 1:</b> Cleanse (AM &amp; PM)</p> 	<p>1. Cleanse TRI-PHASE CLEANSER</p> <p>A revolutionary cleanser that protects the skin's moisture while gently and effectively melting away all traces of pollution, debris and make-up. Suitable for the removal of eye and lip make-up.</p> <p>Performance Ingredients: Grape Seed Oil, Apricot Kernel Extract, Rice Bran Oil.</p>
<p><b>STEP 2:</b> Serum (AM &amp; PM) <i>Enhancer Option</i></p> 	<p>HYLA ACTIVE (AM &amp; PM) ●</p> <p>Hydrating serum alleviates dehydration and inflammation. Fortified with zinc to aid rapid healing.</p> <p>Performance Ingredients: Hyaluronic Acid, Zinc, Panthenol.</p>
<p><b>STEP 3:</b> Correct (AM &amp; PM)</p> 	<p>RETINAL ACTIVE ●</p> <p>Potent corrective with retinaldehyde that delivers melanocyte regulation and balancing of melanosome transfer to reduce the appearance of dyschromia.</p> <p>Performance Ingredients: Retinaldehyde, Copper Peptides, Licorice Root extract, Resveratrol Ferment Extract.</p>
<p><b>STEP 4:</b> Moisturise (AM &amp; PM)</p> 	<p>OILY: CLR LOTION</p> <p>A specialist corrective and moisturiser in one, this lotion helps clear the appearance of problematic skin, while hydrating and balancing oil control.</p> <p>Performance Ingredients: Oligopeptide-10, Manuka Honey, Niacinamide, Salicylic Acid, Hyaluronic Acid, Peptides &amp; Lactic Acid.</p> <p>ALL SKIN, NORMAL-DRY: SKIN VENEER</p> <p>Inspired by the composition of the skin's natural barrier function, this intense moisturiser can be used to hydrate dry to very dry skin, while protecting against harsh environmental conditions.</p> <p>Performance Ingredients: Triglycerides, Squalane, Hyaluronic Acid, Shea Butter, Sodium PCA, Aloe Vera, Avocado Oil, Apricot Kernel Oil.</p>



## PRESCRIPTION > PATIENT HOMECARE > VITILIGO

### WEEKLY TREAT (OR AS REQUIRED):

	<p>After cleaning with TRI-PHASE CLEANSER</p> <p>Exfoliate MICRO DERM EXFOLIANT Versatile cleanser and exfoliant in one that rapidly purifies and clarifies to reveal a renewed and healthier-looking complexion.</p> <p>Performance Ingredients: Bamboo Powder, Lactic Acid, Shea and Mango Butters, Aloe Vera and Cucumber Extracts, Grape Seed Oil.</p>
	<p>HYLA ACTIVE 3D MASK</p> <p>An innovative cloth mask specifically designed to treat the symptoms of dyschromia and hypopigmented conditions.</p> <p>Performance Ingredients: HylaFuse Hyaluronic Acid, Copper Peptides, Zinc / Sodium / Magnesium Iron Ferments, Panthenol.</p>
	<p>DERMAPEN HOME</p> <p>An innovative at-home skin needling device with a face and body setting. DERMAPEN HOME treatments are designed to increase the infusion and efficacy of Dp Dermaceuticals. Weekly maintenance treatments support in-clinic procedures to deliver the ultimate synergy of solutions. Designed to complement clinical treatments. May be used to infuse Dp Dermaceuticals HYLA ACTIVE; BRITE LITE; RETINAL ACTIVE; ANTIOXIDANT COCKTAIL &amp; CLR LOTION.</p> <p>Dp Dermaceuticals L.E.D. Dp Dermaceuticals L.E.D. harnesses the latest scientific advancements and research in light therapy, using not only red light but also near-infrared light. These wavelengths have been proven to rejuvenate all skin types, and assist with a wide range of skin concerns including signs of ageing, sun damage, redness, acne, rosacea, dryness, sensitivity, enlarged pores and uneven skin tone. Best worn for just 10 minutes every 2-7 days. Perfect at-home booster.</p> <p>See: <a href="http://DermapenWorld.com">DermapenWorld.com</a> for more information.</p>

Available: Dp Dermaceuticals L.E.D. FACE, HAND, NECK & DÉCOLLETÉ